



Cambridge IGCSE™

DESIGN & TECHNOLOGY

0445/12

Paper 1 Product Design

May/June 2025

1 hour 15 minutes



You must answer on the two pre-printed A3 answer sheets

You will need: Two A3 pre-printed answer sheets (enclosed)
Standard drawing equipment
Coloured pencils

INSTRUCTIONS

- Answer **one** question.
- Use an HB pencil for any drawings and a black or dark blue pen for any writing.
- Write your name, centre number and candidate number in the space on **both** pre-printed answer sheets.
- Answer in the space provided on the answer sheets.
- Do **not** use an erasable pen, staples, paper clips, glue or correction fluid.
- Do **not** write on any bar codes.
- You may use a calculator.
- You may use standard drawing equipment, including coloured pencils.
- At the end of the examination, hand in your named A3 answer sheets. Do **not** fasten them together and do **not** punch holes in the sheets or tie with string.

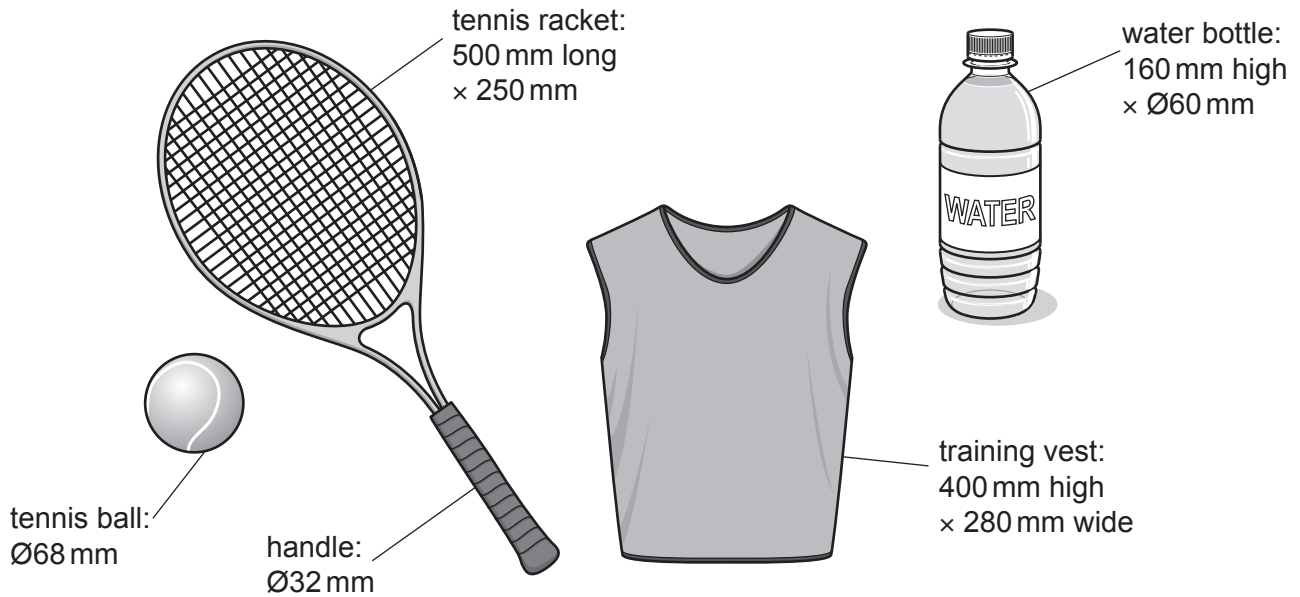
INFORMATION

- The total mark for this paper is 50.
- The number of marks for each question or part question is shown in brackets [].
- All dimensions are in millimetres unless otherwise stated.

This document has 4 pages.

Answer **one** question only on the A3 pre-printed answer sheets provided.



- 1 Sports coaches use equipment when they are coaching young players.



Design a unit for moving **twelve** sets of the tennis training equipment shown from a storeroom to a tennis court. The unit must be able to be moved by **one** person and allow all equipment to be easily accessed.

- (a) List **four** additional points about the function of such a unit that you consider to be important. [4]
- (b) Use sketches and notes to show **two** methods of making a product moveable. [4]
- (c) Develop and sketch **three** separate ideas for the unit for moving tennis training equipment. [12]
- (d) Evaluate your three ideas. Choose **one** idea to develop further and justify your choice. [8]
- (e) Draw, using a method of your own choice, a full solution to the design problem. Include construction details and important dimensions. [12]
- (f) Suggest **two** suitable specific materials for the solution you have drawn in part (e) and give reasons for your choice. [4]
- (g) Outline a method that could be used to manufacture **one** part of your solution drawn in part (e). Include the names of the tools used. [6]

- 2 New sporting products are often promoted by being placed on a point-of-sale display.

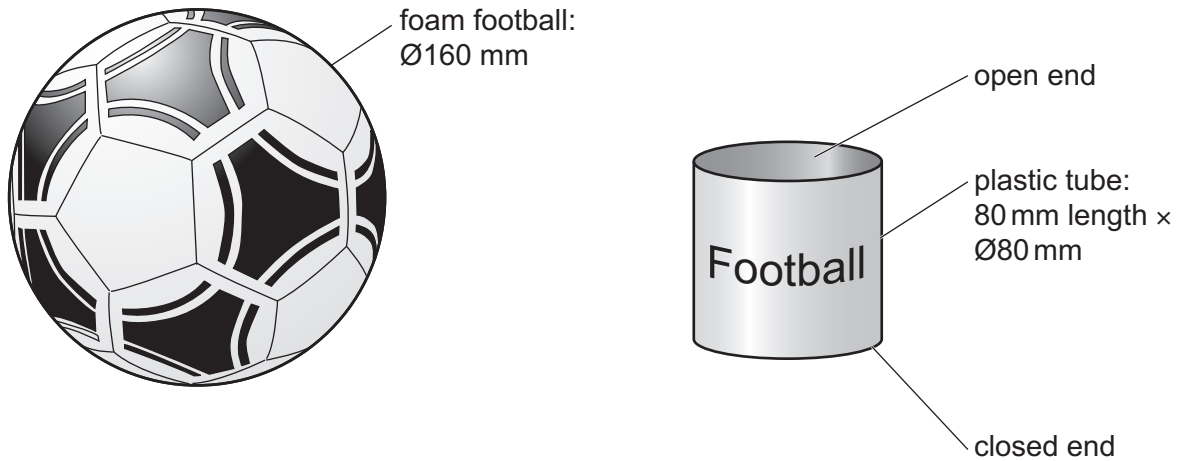


Apex volleyball:
Ø210 mm

Design a flat-packed point-of-sale display for the new Apex volleyball. The point-of-sale display must be floor standing, made from lightweight graphic materials and display **one** volleyball so that it can be clearly seen.

- (a) List **four** additional points about the function of such a point-of-sale display that you consider to be important. [4]
- (b) Use sketches and notes to show **two** methods of displaying a spherical object so that it can be clearly seen. [4]
- (c) Develop and sketch **three** separate ideas for the point-of-sale display for the Apex volleyball. [12]
- (d) Evaluate your three ideas. Choose **one** idea to develop further and justify your choice. [8]
- (e) Draw, using a method of your own choice, a full solution to the design problem. Include construction details and important dimensions. [12]
- (f) Suggest **two** suitable specific materials for the solution you have drawn in part (e) and give reasons for your choice. [4]
- (g) Outline a method that could be used to manufacture **one** part of your solution drawn in part (e). Include the names of the tools used. [6]

3 Lightweight foam footballs are used by children when playing indoor sports.



Design a device that will compress and insert the foam football into the plastic tube so that it takes up less space when on sale in a shop. The device must close the open end of the tube once the football is inserted.

- (a) List **four** additional points about the function of such a device that you consider to be important. [4]
- (b) Use sketches and notes to show **two** methods of closing the open end of a tube. [4]
- (c) Develop and sketch **three** separate ideas for the device that will compress and insert the foam football into the tube. [12]
- (d) Evaluate your three ideas. Choose **one** idea to develop further and justify your choice. [8]
- (e) Draw, using a method of your own choice, a full solution to the design problem. Include construction details and important dimensions. [12]
- (f) Suggest **two** suitable specific materials for the solution you have drawn in part (e) and give reasons for your choice. [4]
- (g) Outline a method that could be used to manufacture **one** part of your solution drawn in part (e). Include the names of the tools used. [6]

Permission to reproduce items where third-party owned material protected by copyright is included has been sought and cleared where possible. Every reasonable effort has been made by the publisher (UCLES) to trace copyright holders, but if any items requiring clearance have unwittingly been included, the publisher will be pleased to make amends at the earliest possible opportunity.

To avoid the issue of disclosure of answer-related information to candidates, all copyright acknowledgements are reproduced online in the Cambridge Assessment International Education Copyright Acknowledgements Booklet. This is produced for each series of examinations and is freely available to download at www.cambridgeinternational.org after the live examination series.

Cambridge Assessment International Education is part of Cambridge Assessment. Cambridge Assessment is the brand name of the University of Cambridge Local Examinations Syndicate (UCLES), which is a department of the University of Cambridge.