




**[Turn over**



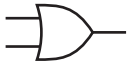
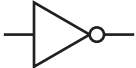



1 Tick (✓) **one** box to identify the first stage of the program development life cycle.

- |          |          |                          |
|----------|----------|--------------------------|
| <b>A</b> | Analysis | <input type="checkbox"/> |
| <b>B</b> | Coding   | <input type="checkbox"/> |
| <b>C</b> | Design   | <input type="checkbox"/> |
| <b>D</b> | Testing  | <input type="checkbox"/> |

[1]

2 **Four** logic gates and **five** standard symbols for logic gates are shown.

Draw **one** line to link each logic gate to its standard symbol. **Not** all standard symbols will be used.

Logic gate	Standard symbol
AND	
OR	
NAND	
NOT	
	

[4]

3 Identify **three** different ways that the design of a solution to a problem can be presented.

- 1 .....
- .....
- 2 .....
- .....
- 3 .....
- .....

[3]

- 4 A program needs to make sure the value input for a measurement meets the following rules:
- the value is a positive number
  - a value is always input
  - the value is less than 1000.

(a) Describe the validation checks that the programmer would need to use.

.....

.....

.....

.....

.....

..... [3]

(b) The program needs editing to include a double entry check for the value input.

(i) State why this check needs to be included.

.....

..... [1]

(ii) The input value needs to be stored in the variable `Measurement`  
Write pseudocode to perform the double entry check until a successful input is made.

.....

.....

.....

.....

.....

.....

.....

..... [3]

- 5 Due to an issue with Question 5, the question has been removed from the question paper.
- 6 State **three** different features of a high-level programming language that a programmer could use to make sure that their program will be easier to understand by another programmer. Give an example for each feature.

Feature 1 .....

.....

Example .....

.....

Feature 2 .....

.....

Example .....

.....

Feature 3 .....

.....

Example .....

.....

[6]

**BLANK PAGE**

- 7 An algorithm has been written in pseudocode to calculate a check digit for a four-digit number. The algorithm then outputs the five-digit number including the check digit. The algorithm stops when -1 is input as the fourth digit.

```

01 Flag ← FALSE
02 REPEAT
03     Total ← 0
04     FOR Counter ← 1 TO 4
05         OUTPUT "Enter a digit ", Counter
06         INPUT Number[Counter]
07         Total ← Total + Number * Counter
08         IF Number[Counter] = 0
09             THEN
10                 Flag ← TRUE
11             ENDIF
12     NEXT Counter
13     IF NOT Flag
14         THEN
15             Number[5] ← MOD(Total, 10)
16             FOR Counter ← 0 TO 5
17                 OUTPUT Number[Counter]
18             NEXT
19         ENDIF
20 UNTIL Flag

```

- (a) Give the line number(s) for the statements showing:

Totalling .....

Count-controlled loop .....

Post-condition loop .....

[3]

- (b) Identify the **three** errors in the pseudocode and suggest a correction for each error.

Error 1 .....

Correction .....

.....

Error 2 .....

Correction .....

.....

Error 3 .....

Correction .....

.....

[3]

- (c) The algorithm does **not** check that each input is a single digit.  
 Identify the place in the algorithm where this check should occur.  
 Write pseudocode for this check.  
 Your pseudocode must make sure that the input is a single digit and checks for  $-1$

Place in algorithm .....

Pseudocode .....

.....

.....

.....

.....

.....

[4]

- 8 Consider this logic expression.

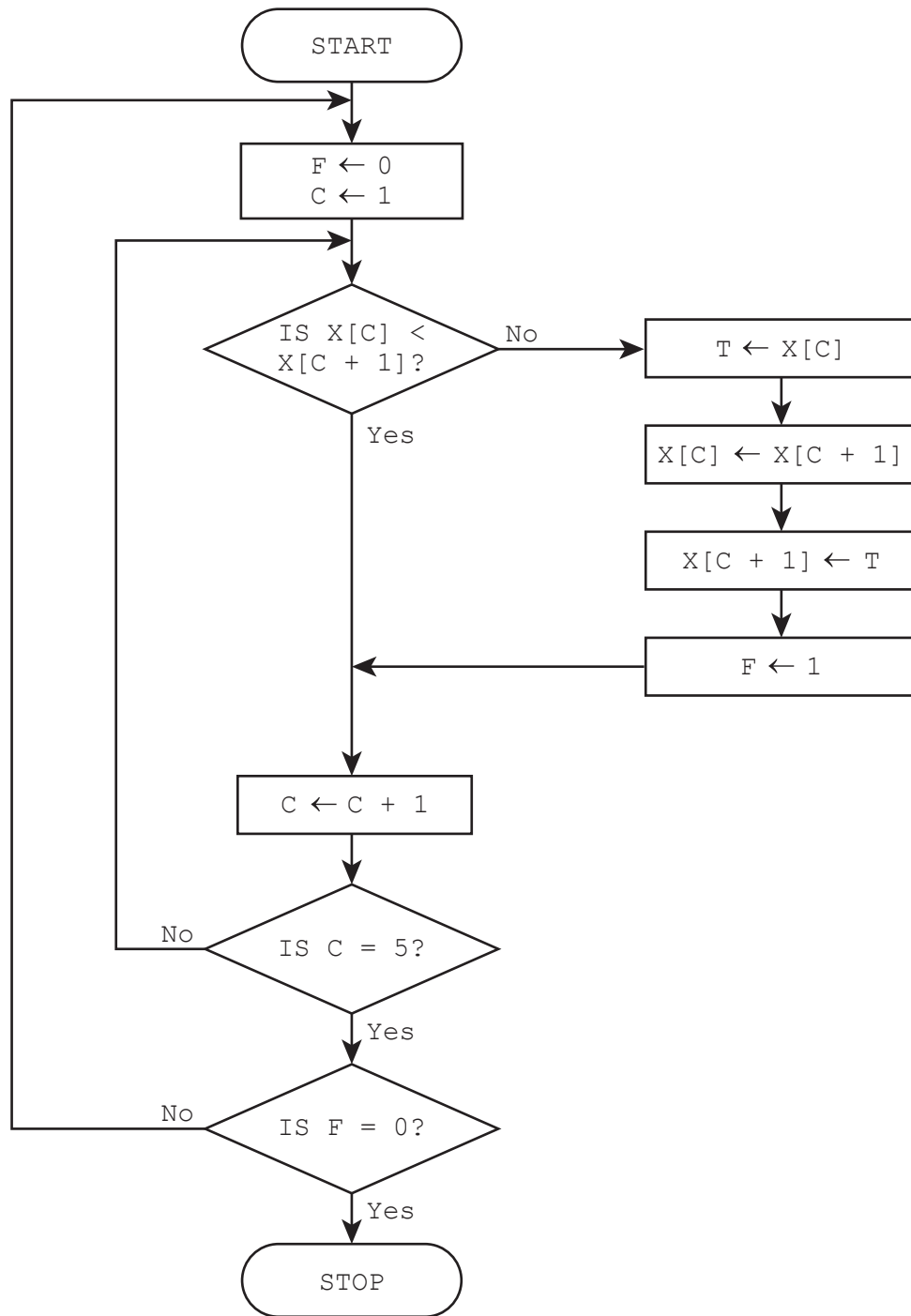
$$X = (A \text{ OR } B) \text{ AND } (\text{NOT } B \text{ AND } C)$$

Complete the truth table for this logic expression.

A	B	C	Working space	X
0	0	0		
0	0	1		
0	1	0		
0	1	1		
1	0	0		
1	0	1		
1	1	0		
1	1	1		

[4]

9 This flowchart represents an algorithm.





(a) The array  $x[1:5]$  used in the flowchart contains this data:

$x[1]$	$x[2]$	$x[3]$	$x[4]$	$x[5]$
10	1	5	7	11

Complete the trace table by using the data given in the array.

F	C	$x[1]$	$x[2]$	$x[3]$	$x[4]$	$x[5]$	T
		10	1	5	7	11	

[5]

(b) Describe what the algorithm represented by the flowchart is doing.

.....

.....

.....

..... [2]

**10** A music streaming service has a new database table named `Songs` to store details of songs available for streaming. The table contains the fields:

- `SongNumber` – the catalogue number, for example AG123
- `Title` – the title of the song
- `Author` – the name of the song writer(s)
- `Singer` – the name of the singer(s)
- `Genre` – the type of music, for example rock
- `Minutes` – the length of the song in minutes, for example 3.75
- `Recorded` – the date the song was recorded.

**(a)** Identify the field that will be the most appropriate primary key for this table.

..... [1]

**(b)** Complete the table to identify the most appropriate data type for the fields in `Songs`

Field	Data type
<code>SongNumber</code>	
<code>Title</code>	
<code>Recorded</code>	
<code>Minutes</code>	

[2]

**(c)** Explain the purpose of the structured query language (SQL) statements.

`SUM (Minutes) FROM Songs WHERE Genre = "rock";`

`COUNT (Title) FROM Songs WHERE Genre = "rock";`

.....  
 .....  
 .....  
 .....  
 .....  
 ..... [3]

**11** The variables `P` and `Q` are used to store data in a program. `P` stores a string. `Q` stores a character.

- (a) Write pseudocode statements to declare the variables `P` and `Q`, store "The world" in `P` and store 'W' in `Q`

.....  
 .....  
 .....  
 ..... [2]

- (b) Write a pseudocode algorithm to:

- convert `P` to upper case
- find the position of `Q` in the string `P` (the first character in this string is in position 1)
- store the position of `Q` in the variable `Position`

.....  
 .....  
 .....  
 .....  
 .....  
 .....  
 .....  
 .....  
 .....  
 .....  
 ..... [4]

- (c) Give the value of `Position` after the algorithm has been executed with the data in question 11(a).

.....  
 ..... [1]

- 12 A two-dimensional (2D) array `Account[]` contains account holders' names and passwords for a banking program.

A 2D array `AccDetails[]` has three columns containing the following details:

- column one stores the balance – the amount of money in the account, for example 250.00
- column two stores the overdraft limit – the maximum total amount an account holder can borrow from the bank after the account balance reaches 0.00, for example 100.00
- column three stores the withdrawal limit – the amount of money that can be withdrawn at one time, for example 200.00

The amount of money in a bank account can be negative (overdrawn) but **not** by more than the overdraft limit.

For example, an account with an overdraft limit of 100.00 must have a balance that is greater than or equal to -100.00

Suitable error messages must be displayed if a withdrawal cannot take place, for example if the overdraft limit or the size of withdrawal is exceeded.

The bank account ID gives the index of each account holder's data held in the two arrays.

For example, account ID 20's details would be held in:

`Account[20,1]` and `Account[20,2]`

`AccDetails[20,1]` `AccDetails[20,2]` and `AccDetails[20,3]`

The variable `Size` contains the number of accounts.

The arrays and variable `Size` have already been set up and the data stored.

Write a program that meets the following requirements:

- checks the account ID exists and the name and password entered by the account holder match the name and password stored in `Account[]` before any action can take place
- displays a menu showing the four actions available for the account holder to choose from:
  1. display balance
  2. withdraw money
  3. deposit money
  4. exit
- allows an action to be chosen and completed. Each action is completed by a procedure with a parameter of the account ID.

You must use pseudocode or program code **and** add comments to explain how your code works. All inputs and outputs must contain suitable messages.

You only need to declare any local arrays and local variables that you use.

You do **not** need to declare and initialise the data in the global arrays `Account[]` and `AccDetails[]` and the variable `Size`

.....

.....

.....

.....

.....

.....







**BLANK PAGE**

---

Permission to reproduce items where third-party owned material protected by copyright is included has been sought and cleared where possible. Every reasonable effort has been made by the publisher (UCLES) to trace copyright holders, but if any items requiring clearance have unwittingly been included, the publisher will be pleased to make amends at the earliest possible opportunity.

To avoid the issue of disclosure of answer-related information to candidates, all copyright acknowledgements are reproduced online in the Cambridge Assessment International Education Copyright Acknowledgements Booklet. This is produced for each series of examinations and is freely available to download at [www.cambridgeinternational.org](http://www.cambridgeinternational.org) after the live examination series.

Cambridge Assessment International Education is part of Cambridge Assessment. Cambridge Assessment is the brand name of the University of Cambridge Local Examinations Syndicate (UCLES), which is a department of the University of Cambridge.