

COMPETENCE BASED ASSESSMENT (C.B.A.)

KENYA EDUCATION READINESS ASSESSMENT

PRE-PRIMARY EDUCATION PP1

CREATIVE ARTS ACTIVITY

HOMEWORK ENGAGEMENT

NAME: _____

SCHOOL: _____

ASSESSMENT NUMBER: _____ DATE: _____

BOY

☐

GIRL

☐

LEARNERS INSTRUCTIONS

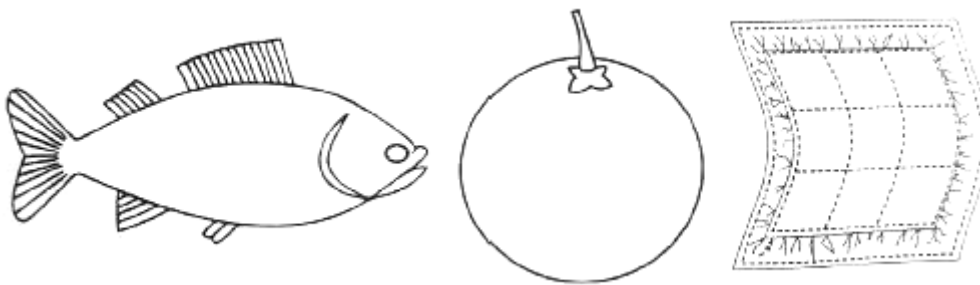
1. WRITE YOUR NAME AND ASSESSMENT NUMBER IN THE SPACES PROVIDED ABOVE
2. ANSWER ALL THE QUESTIONS IN THIS PAPER.
3. ALL YOUR ANSWERS MUST BE WRITTEN IN THE SPACES PROVIDED IN THE QUESTION PAPER.
4. LEARNERS SHOULD CHECK THE QUESTION PAPER TO ASCERTAIN THAT ALL THE PAGES ARE PRINTED AS INDICATED AND THAT NO QUESTIONS ARE MISSING.
5. LEARNERS MUST ANSWER THE QUESTIONS IN ENGLISH

Environmental Activities

1. Trace dots and discover the picture.(3mks)



2. Colour the pictures.(3mks)



3. Colour and draw body parts.(4mks)

hand	head

4. Match parts of the body and the clothes. (3mks)



5. **Christian Religious Activities (10mks)** Draw

God's creation. (4mks)

sun	moon	star	tree

6. I have ____ legs.



7. Draw the following:

Church	Bible

8. I am a _____ (boy, girl)

9. Match these fruits with their names. (2mks)



pineapples

apple

10. **Islamic Religious Education** Read

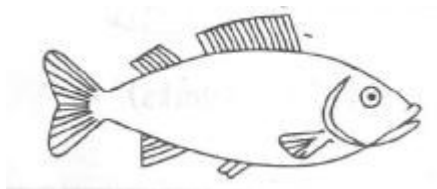
these alphabets correctly.



(khe he jin, jim he khe)

11. This is a picture of _____ makun

(sa, sha)



12. Complete this verse.

Alhamdulillah _____.

(Rabbilalamin, Aamiin)

13. What is your name?

My name is _____.

14. Match these body parts with their uses



eyes for

legs for

ears for

walking


hearing

seeing

15. Colour this card.

Al-hamdu

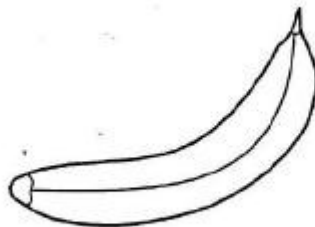
16. Match and colour the weather.




17. Colour the fruits.



apple




banana



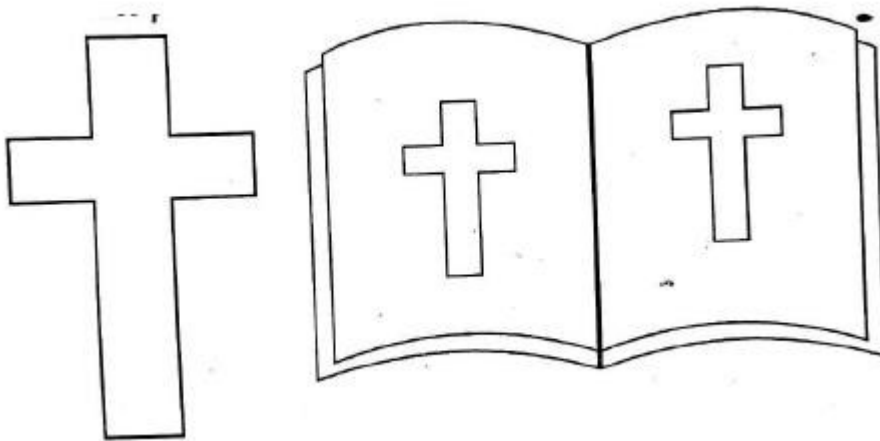
Orange

18. Re-draw the pictures.



Christian Religious Activities

1. Colour the pictures.



2. My name is _____.

3. I am a _____ (girl, boy)

4. Draw pictures and colour

leg	hen	fish
tree	girl	

Islamic Religious Education

Match these sounds with their arabic alphabet.

Ta

ط

Ba

ب

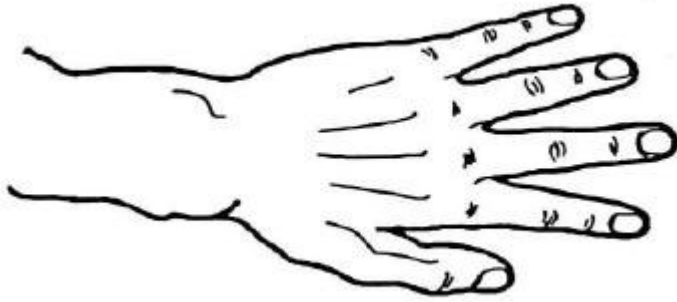
Tha

ث

1. "Ghairil maghdhuubi alehim waladhwaaliin." What do we say after these words?

2. What is your name?

3. **Colour this hand.**

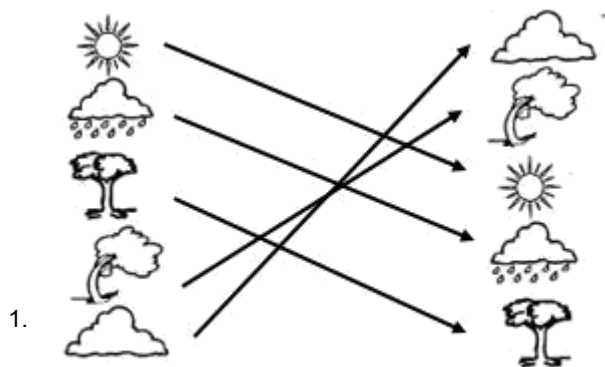


5. I can see myself in a _____ (book, mirror)

6. _____ is Al-Khaaliq. (Allah, Prophet)

7. **Colour this word.**

Alhamdulillah



10. Answer to be assessed by the teacher.

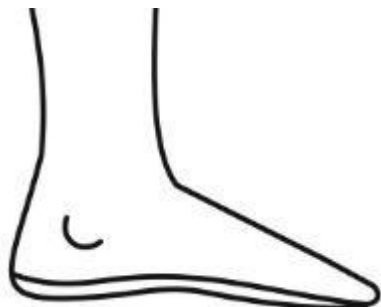
11. Answer to be assessed by the teacher.

12. Answer to be assessed by the teacher.


13. Answer to be assessed by the teacher.

14. Answer to be assessed by the teacher.

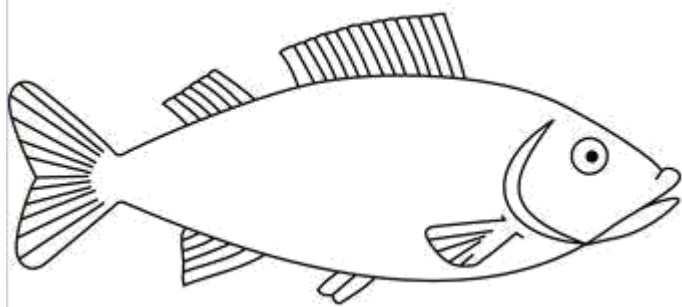
15. **Leg**




Hen



Fish

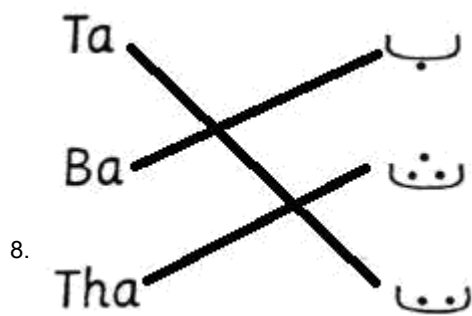


Tree



Girl





9. Answer to be assessed by the teacher.

10. Answer to be assessed by the teacher.

11. Answer to be assessed by the teacher.

12. mirror

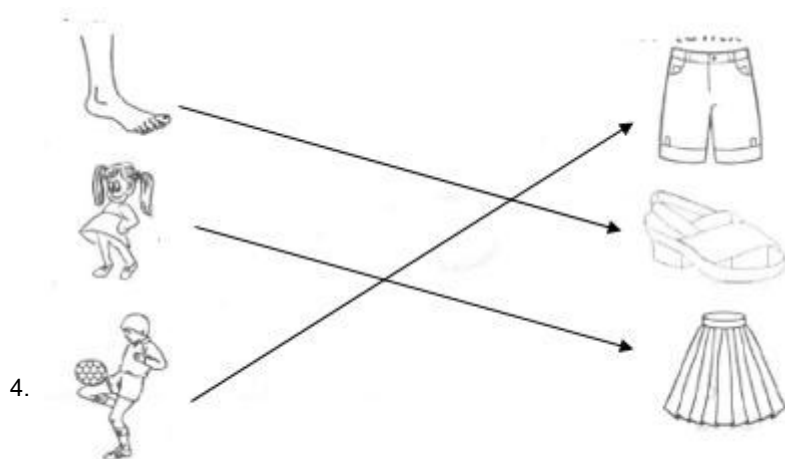
13. Allah

14. Answer to be assessed by the teacher.

4. Answer to be assessed by the teacher.

5. Answer to be assessed by the teacher.

6. Answer to be assessed by the teacher.



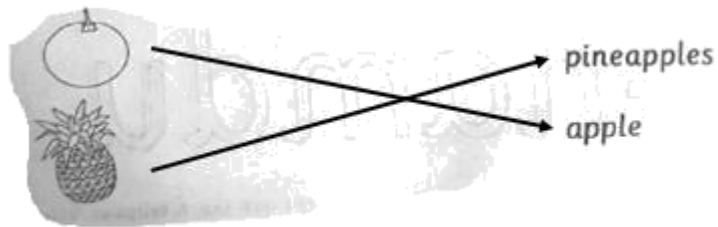
8. Answer to be assessed by the teacher.

9. two

10. Answer to be assessed by the teacher.

11. Answer to be assessed by the teacher.

9.



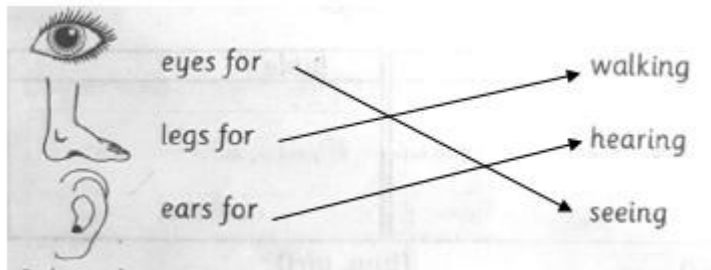
16. Answer to be assessed by the teacher.

17. Answer to be assessed by the teacher.

18. Rabbilaalamiin

19. Answer to be assessed by the teacher.

14.



15. Answer to be assessed by the teacher.